


WL 205

Vapour pressure curve of water



Description

- recording the vapour pressure curve of water
- saturation pressure of water vapour as a function of the temperature
- software-supported experiments and evaluation

In a closed system filled with fluid, a thermodynamic equilibrium sets in between the fluid and its vaporised phase. The prevailing pressure is called vapour pressure. It is substance-specific and temperature-dependent. When a fluid is heated in a closed tank, the pressure increases as the temperature rises. Theoretically, the pressure increase is possible up to the critical point at which the densities of the fluid and gaseous phases are equal. Fluid and vapour are then no longer distinguishable from each other. This knowledge is applied in practice in process technology for freeze drying or pressure cooking.

The WL 205 experimental unit can be used to demonstrate the relationship between the pressure and temperature of water in a straightforward manner. Temperatures of up to 280°C are possible for recording the vapour pressure curve.

The pressure can be continuously monitored via a Bourdon tube pressure gauge.

A temperature limiter and pressure relief valve are fitted as safety devices and protect the system against overpressure.

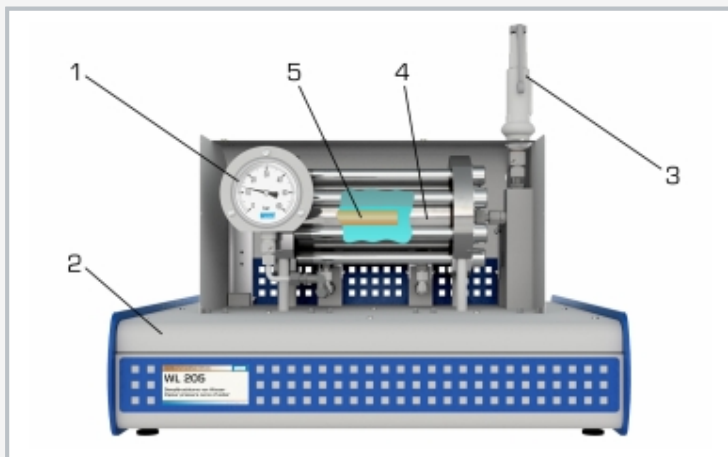
The measured temperatures and pressures are recorded, transmitted to the software and displayed. The GUNT software of WL 205 offers all the advantages of software-supported experimental procedure and analysis.

Learning objectives/experiments

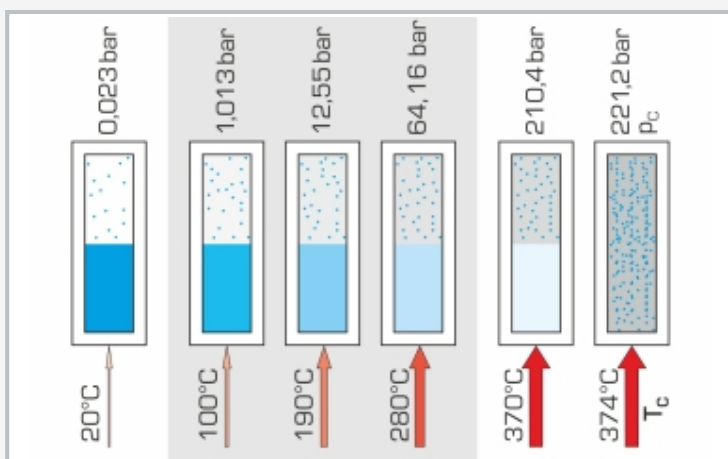
- recording the vapour pressure curve of water
- presentation of the relationship between pressure and temperature in a closed system
- temperature and pressure measurement

WL 205

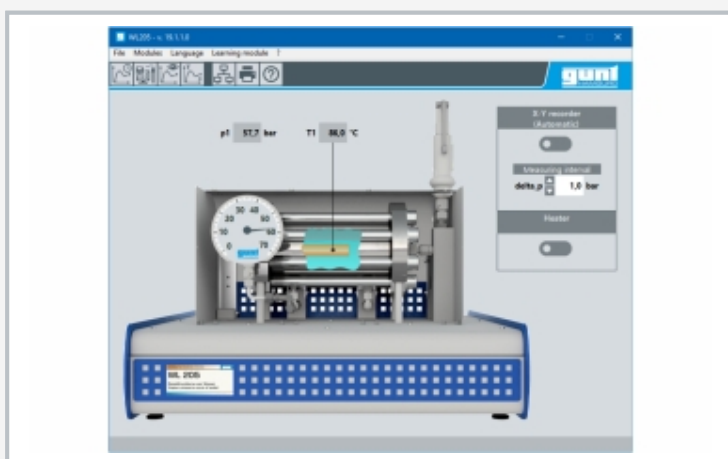
Vapour pressure curve of water



1 Bourdon tube pressure gauge, 2 housing, 3 safety valve, 4 pressure boiler, 5 heater



Heating up water in a closed tank: the pressure and temperature increase proportionally up to the critical point, at which fluid and vapour are no longer distinguishable from each other; critical point at T_c=374°C, p_c=221 bar, grey area: temperature limit of the experimental unit



Software screenshot: display of temperatures and pressures

Specification

- [1] measuring a vapour pressure curve for saturated vapour
- [2] pressure boiler with insulating jacket
- [3] temperature limiter and safety valve protect against overpressure in the system
- [4] Bourdon tube pressure gauge to indicate pressure
- [5] display of temperatures and pressures in the software
- [6] GUNT software via USB under Windows 10

Technical data

Bourdon tube pressure gauge: 0...160bar
 Temperature limiter: 280°C
 Safety valve: 70bar
 Heater: 1,8kW
 Boiler, stainless steel: 1,2L

Measuring ranges
 ■ temperature: 0...300°C
 ■ pressure: 0...160bar

230V, 50Hz, 1 phase
 230V, 60Hz, 1 phase
 120V, 60Hz, 1 phase
 UL/CSA optional
 LxWxH: 590x670x600mm
 Weight: approx. 56kg

Required for operation

PC with Windows

Scope of delivery

- 1 experimental unit
- 1 funnel
- 1 set of tools
- 1 set of instructional material
- 1 GUNT software + USB cable

WL 205

Vapour pressure curve of water

Optional accessories

020.30009

WP 300.09

Laboratory trolley