

CE 235

Gas cyclone



The illustration shows: trainer (left) and fan (right).

Description

- solid separation with a gas cyclone
- transparent cyclone to observe the separation process
- practical experiments on a laboratory scale

One area of application of gas cyclones is the pre-filtration of solids from gases. Gas cyclones have no moving parts, and so are low-maintenance systems. Gas cyclones can also be used in conjunction with high gas temperatures. For these reasons they are in widespread use.

This trainer was developed in cooperation with the **Institute for Solids Process Engineering and Particle Technology at TU Hamburg-Harburg**. A disperser is used to disperse the feed material (quartz powder recommended) finely in an air flow. The air flow laden with solid material (raw gas) in this way is fed tangentially into the cyclone at the top. In the cyclone, the air flow moves downwards as a rotating primary vortex. At the bottom of the cyclone the vortex is reversed. In the middle of the cyclone it moves as a secondary vortex back up towards the immersion tube, where the cleaned gas emerges from the cyclone. The main separation process takes place in the primary vortex.

Owing to the centrifugal forces and the difference in density between the air and the solid, the coarse solid particles move towards the wall. They slide down the wall and are collected in a tank at the bottom of the cyclone. No complete separation of the entire solid material takes place. The fine particles which are smaller than the separation size are ideally discharged from the immersion tube at the top with the secondary vortex. This fine material is separated out of the air flow by a filter. The separation size defines the theoretical boundary between the fine and coarse material.

The solid content of the raw gas can be adjusted by means of the disperser and a valve for the volumetric air flow rate. To prevent loading of the air flow with particles upstream of the disperser, the drawn-in room air is filtered. A fan generates the air flow. Pressure measurement points at the relevant positions in the trainer enable to determine the pressure loss.

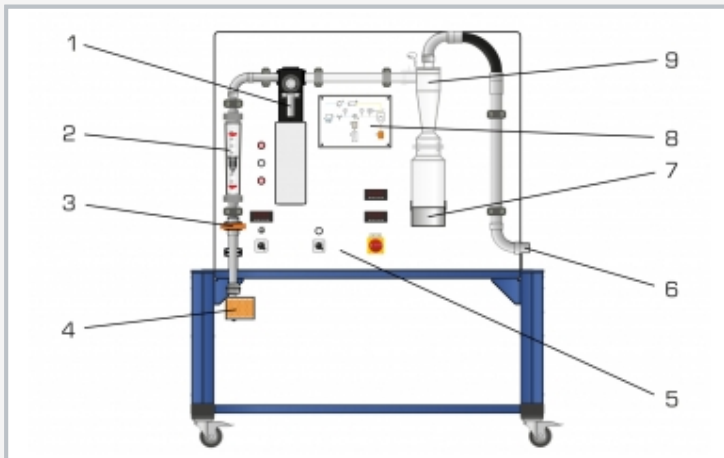
Using a suitable analysis device (such as a diffraction spectrometer), a separation function can be produced and the separation size determined.

Learning objectives/experiments

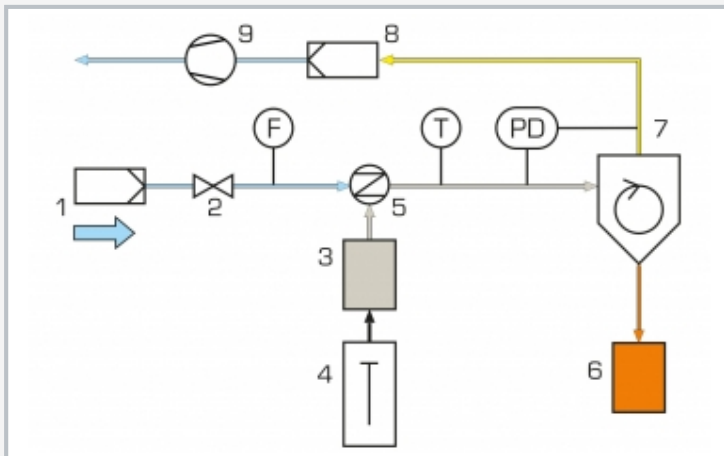
- influence of solid content and volumetric air flow rate on
 - ▶ pressure loss at the cyclone
 - ▶ separation efficiency
 - ▶ separation function and separation size (with suitable analysis device)
- comparison of pressure loss and separation efficiency with theoretically calculated values

CE 235

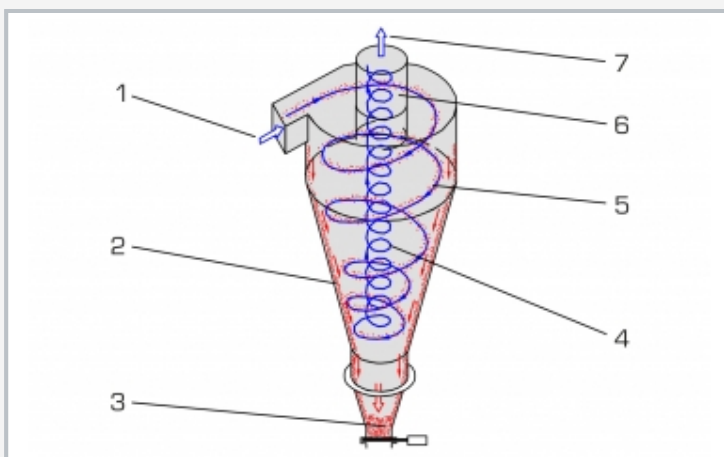
Gas cyclone



1 disperser with feed material tank and transport unit, 2 flow meter, 3 valve (air flow rate), 4 air inlet with filter, 5 displays and controls, 6 connection for fan, 7 coarse material tank, 8 process schematic, 9 gas cyclone



1 air inlet with filter, 2 valve (air flow rate), 3 feed material tank, 4 transport unit, 5 disperser, 6 coarse material tank, 7 gas cyclone, 8 fine material filter, 9 fan; F volumetric flow rate, PD differential pressure, T temperature



Flow conditions in a gas cyclone: 1 raw gas inlet, 2 separated solid, 3 collected solids, 4 secondary vortex, 5 primary vortex, 6 immersion tube, 7 cleaned gas

Specification

- [1] solid separation from gases with a cyclone
- [2] cyclone with tangential inlet
- [3] metering of feed material into the air flow with a disperser
- [4] air flow generation by fan; adjustment by valve
- [5] tanks for feed material and coarse material
- [6] 1 filter at air inlet and 1 filter for fine material at air outlet
- [7] recording of differential pressure, volumetric air flow rate and temperature

Technical data

Cyclone

- height: approx. 250mm
- diameter: approx. 80mm
- immersion tube diameter: approx. 30mm

Fan

- volumetric flow rate: max. 600m³/h
- power consumption: approx. 3600W

Tanks

- feed material: 15mL
- coarse material: 700mL

Measuring ranges

- differential pressure: 0...100mbar
- volumetric flow rate: 10...100m³/h (air)
- temperature: 0...60°C

230V, 50Hz, 1 phase

230V, 60Hz, 1 phase; 120V, 60Hz, 1 phase

UL/CSA optional

LxWxH: 1520x790x1800mm (trainer)

Weight: approx. 160kg (trainer)

LxWxH: 660x510x880mm (fan)

Weight: approx. 33kg (fan)

Scope of delivery

- 1 trainer
- 1 fan
- 1 packing unit of quartz powder (0...0,16mm; 25kg)
- 1 filling aid for disperser
- 1 set of accessories
- 1 set of instructional material